



Home Learning Packets

Kindergarten

Online resources are also available:

www.btcs.org

Kindergarten Distance Learning Packet

Tennessee Department of Education announces partnership with PBS to deliver daily instructional content for Tennessee students beginning April 6th


10:00 am – 12:00 pm CST

Week 4		Suggestions for Learning Experiences – use as many or as few that works for your family			
Reading	Read or listen to a story daily (digital links listed in previous week) ~Respond to reading (See choices from Weeks 1-3) *Students are able to take AR tests from home.	Read or listen to a story daily (digital links listed in previous week) ~Respond to reading (See choices from Weeks 1-3) *Students are able to take AR tests from home.	Read or listen to a story daily (digital links listed in previous week) ~Respond to reading (See choices from Weeks 1-3) *Students are able to take AR tests from home.	Read or listen to a story daily (digital links listed in previous week) ~Respond to reading (See choices from Weeks 1-3) *Students are able to take AR tests from home.	Read or listen to a story daily (digital links listed in previous week) ~Respond to reading (See choices from Weeks 1-3) *Students are able to take AR tests from home.
Skill Practice	~Continue to practice handwriting with letters and numbers ~Continue to practice sight words (see copies from Week 3)	~Continue to practice handwriting with letters and numbers ~Continue to practice sight words (see copies from Week 3)	~Continue to practice handwriting with letters and numbers ~Continue to practice sight words (see copies from Week 3)	~Continue to practice handwriting with letters and numbers ~Continue to practice sight words (see copies from Week 3)	~Continue to practice handwriting with letters and numbers ~Continue to practice sight words (see copies from Week 3)
Calendar	~Say the days of the week ~Say the months of the year ~What's the weather like today? Temperature? ~Chart the weather (see chart from Weeks 2-3)	~Say the days of the week ~Say the months of the year ~What's the weather like today? Temperature? ~Chart the weather (see chart from Weeks 2-3)	~Say the days of the week ~Say the months of the year ~What's the weather like today? Temperature? ~Chart the weather (see chart from Weeks 2-3)	~Say the days of the week ~Say the months of the year ~What's the weather like today? Temperature? ~Chart the weather (see chart from Weeks 2-3)	~Say the days of the week ~Say the months of the year ~What's the weather like today? Temperature? ~Chart the weather (see chart from Weeks 2-3)
Learning about our World	~If the weather permits, go outside in the morning. Where is the sun located	~The season is Spring. ~Go outside (weather permitting) and see what	~Community Helpers coloring pages	~Think about how you can be a good helper in	~How can you be a good citizen in your community (neighborhood)?

Please refer to www.bfcs.org or your child's school webpage for additional information and digital resources.

<p>*The activities listed are suggestions and can be done any day.</p> <p>Activity pages are attached.</p>	<p>in the sky in the morning, mid-afternoon, and late afternoon?</p> <p>~Draw a picture showing how the sun changes locations throughout the day</p> <p>~Explain to a grown-up why you think the sun moved</p>	<p>changes are happening with plants, birds, and weather that are different from winter.</p> <p>~Draw a picture of the changes you see.</p> <p>~Think about the things you see, smell, hear, or touch.</p> <p>~Label the things in your drawing.</p>	<p>~Talk to a grown-up in your house about different jobs people in our community have. (for example-mailman, lawn service, UPS, FedEx, doctors, nurses, dentists, policemen)</p> <p>~Which community helper do you think does an awesome job?</p> <p>~Draw a picture of that community helper and how they help.</p> <p>~Write a sentence (or label) about your picture.</p>	<p>your home while you are out of school.</p> <p>~Draw picture (and/or make a list) of the things you can do at home to be a good helper.</p> <p>~Tell an adult about what you drew.</p>	<p>~Brainstorm some ideas with an adult.</p> <p>~Draw a picture and/or list the things you thought of.</p>
Mathematics					
<p>Week 4</p>	<p>Counting to 100 by 5s/10s</p> <p>Use paint (or trace Hands and cut out copies of your hands) to make a poster of hands to practice counting by 5s and 10s to 100.</p>	<p>Add/Subtract within 10</p> <p>Roll 2 dice. Find the sum and then find the difference. For a challenge. Roll two dice and find the sum. Then roll a third dice and subtract it from the sum. For example, you roll 3 and $3 + 5 = 8$. Then you roll a 6. $8 - 6 = 2$.</p>	<p>Counting</p> <p>Go through your house, count the number of doors, beds, windows, tables, etc. in your home and write the number.</p> <p>Compare numbers of windows to doors, beds to tables, beds to windows, etc. Which has more? Which has less? Are any of the items you counted equal?</p>	<p>Writing Numbers</p> <p>Practice writing counting numbers. Start with 1 and write as high as you can go.</p> <p>Do this activity a few times and see if you can get to a higher number each time.</p>	<p>Board or Card Game</p> <p>Play a board game or card game that involves numbers. Examples:</p> <ul style="list-style-type: none"> • Uno • Skip Bo • Chutes and Ladders • Sorry • Trouble • Any other game <p>Or make up your own number game and play it.</p>
<p>Creativity</p>	<p>~Draw a pirate ship with an imaginary sea creature</p> <p>~Use lots of details</p>	<p>~Draw a castle for a Prince or Princess to live in</p> <p>~Use lots of details</p>	<p>~Trace your hand and make a creature out of it</p> <p>~Make it awesome</p>	<p>~Draw a picture of your family</p> <p>~Use lots of details</p>	<p>~Can you remember a dream you had recently?</p> <p>~Draw a picture of it using details</p>

Please refer to www.btcscs.org or your child's school webpage for additional information and digital resources.

	~Explain your drawing to a grown-up	~Explain your drawing to a grown-up	~What will you name your creature? ~Tell a grown-up	~Label who is person is and explain it to a grown-up	~Share it with a grown-up
Physical Activity	~Go for a walk as often as you can while you are home (with a grown-up)	~Do sit-ups while counting by 10s to 100 ~How far can you go?	~Do jumping jacks while counting by 1s to 20	~Do toy soldier leg kicks counting by 10s to 100	~Run around your house 5 times (with grown-up permission)
Digital Links for Reading	 https://www.myon.com/school/bristolreaders username: Bristol password: Bristol	 https://www.storylineonline.net/	 https://www.getepic.com/	 https://www.starfall.com/h/	 http://toytheater.com/category/language-arts/
Digital Links for Math	 Access through Classlink @ https://www.btcs.org/	 http://toytheater.com/category/math-games/	 Access BrainPop Jr. through Classlink @ https://www.btcs.org/	 https://www.abcya.com/grades/k/numbers	 Access MobyMax through Classlink @ https://www.btcs.org/

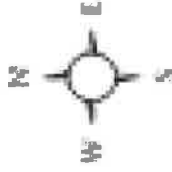
Please refer to www.btcs.org or your child's school webpage for additional information and digital resources.

Week 4

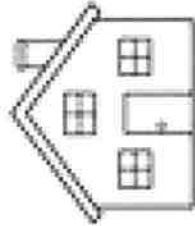
Learning
about our
World

Name _____

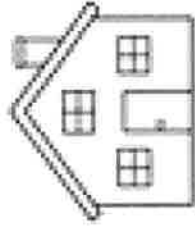
Where is the Sun?



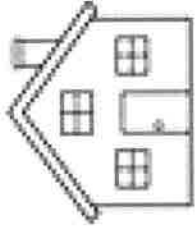
Directions: Cut the pieces below. Place the sun at its position in the sky for each time of day. Use your cardinal directions to help.




Morning



Afternoon



Evening



COMMUNITY HELPERS (Set 1)



nurse



doctor

COMMUNITY HELPERS

(Set 1)



scientist




engineer or
architect

COMMUNITY HELPERS (Set 2)



firefighter



police officer

COMMUNITY HELPERS (Set 2)



mail carrier



farmer or gardener

Name: _____

Date: _____

Name: _____

Date: _____

